


Decorating the Campus and Streets with Light and Color



Shigeo Kobayashi
Musashi Institute of Technology

DESIGNING LIGHTING
FIXTURE
2000~2002

Each student made a lighting fixture for interior during three weeks, they presented the works at the classroom.
The first year, about 50 students took the class.







Lighting space for meditation




The next year (2002), about 120 second-year students took the class.





Wall hanging light fixture



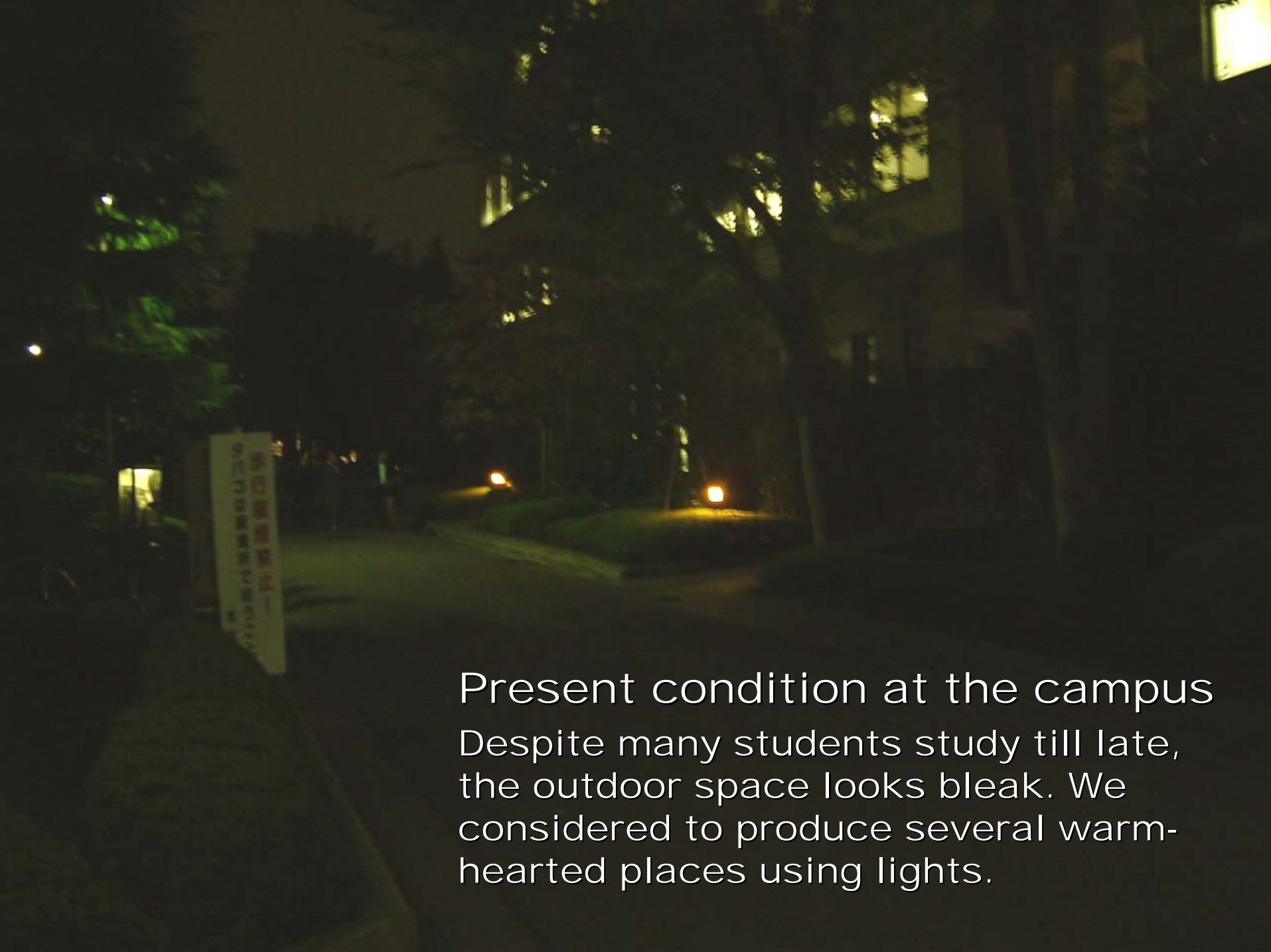




ILLUMINATING Projects

CAMPUS ILLUMINATION JUNE 10-12, 2003

This project was conducted as a part of an architectural second-year class which provided lectures and practices in lighting and color environment.



Present condition at the campus
Despite many students study till late,
the outdoor space looks bleak. We
considered to produce several warm-
hearted places using lights.


Building of Department of Architecture
The top (4th) floor studios are shining all the night through




We presented our ideas to the head
office of the university.




Scale Model





Field Trials and Experiments





Floodlight to the building of Department of Architecture





Cleaning all the windows to improve the lighting effects

Put blue filters on the windows.





2 days before the event
Building up the Stage





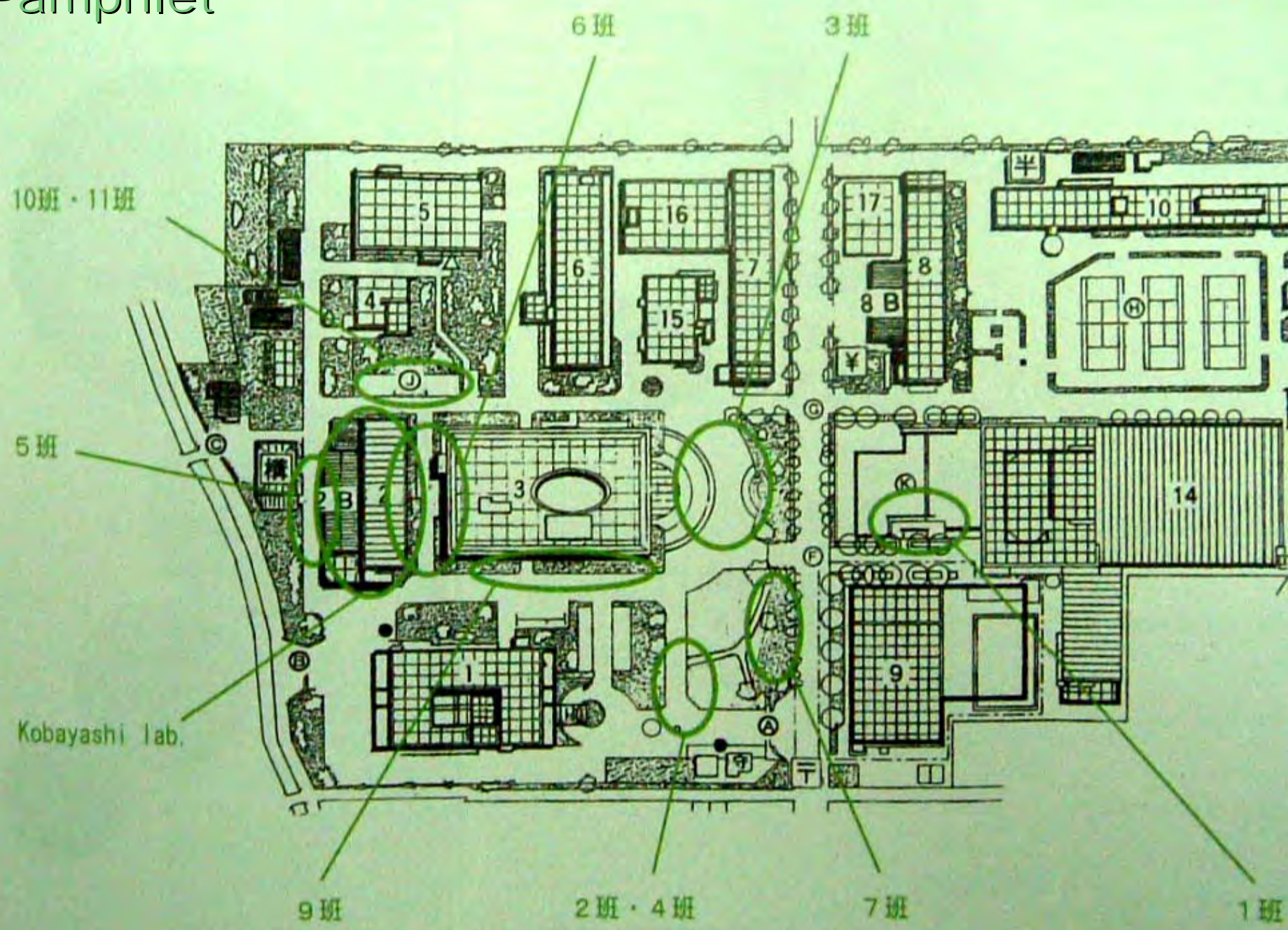
On the event days

We presented each visitor with our handmade pamphlet and a luminous bracelet. They toured the campus wearing the bracelets.

The thousands of shining bracelets became a part of our visual performance.



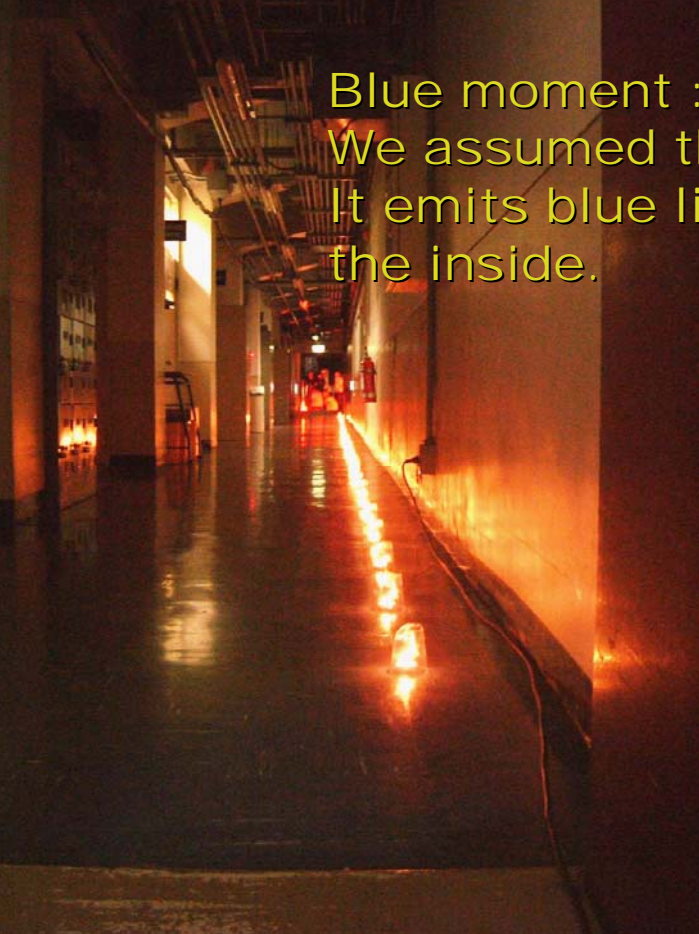
Pamphlet



Blue moment :

We assumed the building as a lighting box.

It emits blue light to the outside, and it has red flames in the inside.



Blue windows looked mysterious from the long distance



A photograph of a building entrance at night. The scene is illuminated by a strong red light, likely from the pylons mentioned in the text. In the foreground, several bright orange traffic cones are placed on the ground. The entrance itself is a dark doorway, and inside, a few people are visible. To the left of the doorway is a window with a grid pattern, and a small red circular light is mounted on the wall above it. The overall atmosphere is festive or decorative.

Using red pylons for entrance decoration

Core members



Candle lights invite visitors to the top floor.




More than 3,000 visitors for 3 days enjoyed our works including neighboring residents, other school students and some visitors from distant places



Cube : 27 colorful lighting fixtures are set on the street and in the bush

Egg coat



3 tables in a terrace cafe are covered by translucent screens. Each spherical body represent the egg. Visitors can enjoy drinking and chattering inside eggs and their silhouette appear against the screen.







Sign project :
One student group made
signs leading visitors to
each spot.




Texture and mixture



People or wind
swing the cube,
and scattered
pieces of glasses
reflect the light
brilliantly

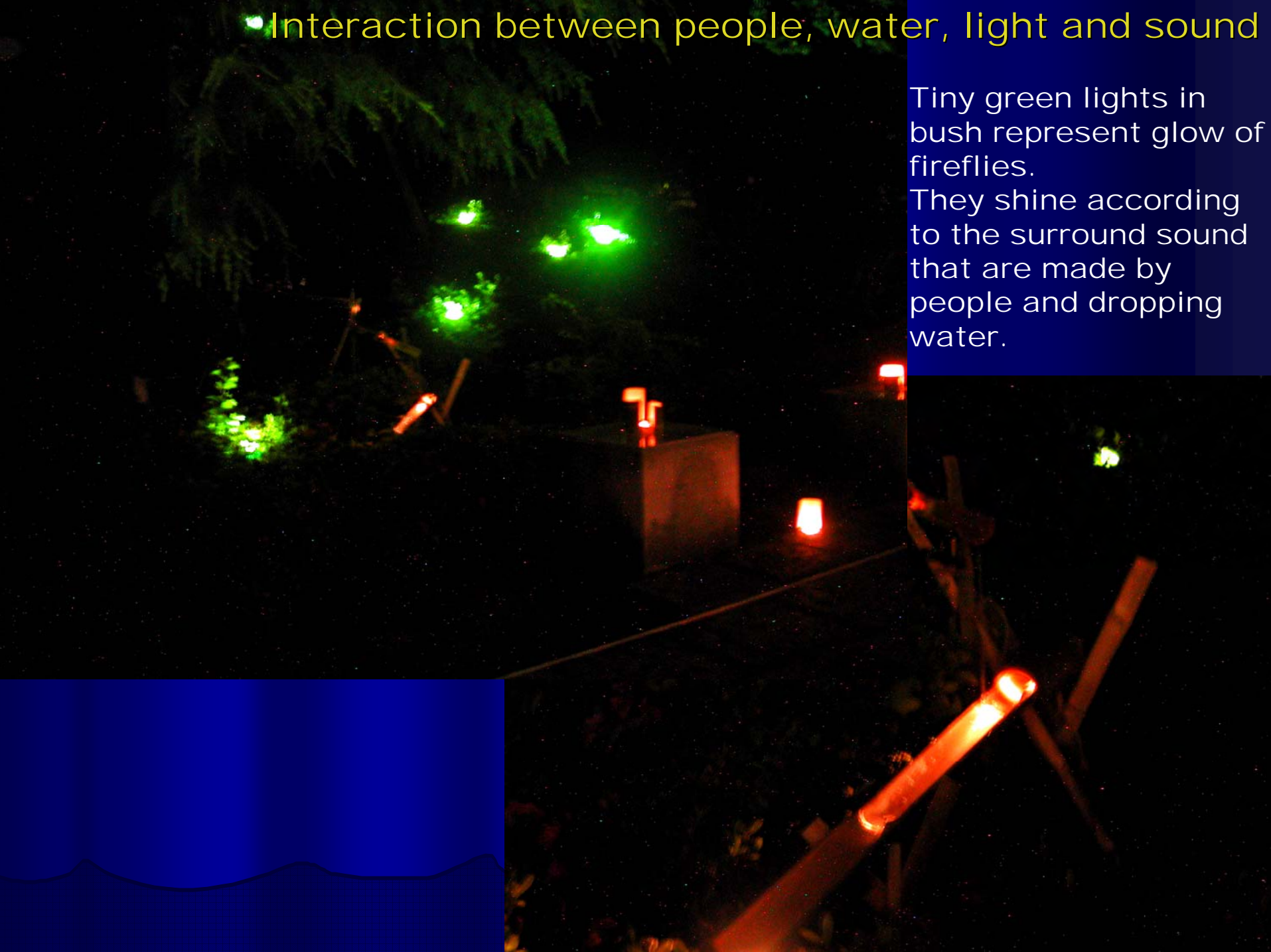
Pathway lighting using bamboo



Interaction between people, water, light and sound

Tiny green lights in bush represent glow of fireflies.


They shine according to the surround sound that are made by people and dropping water.



The combination of light and trash-box.



The central shade is rotating by the heat of the lamp. It projects various lighting patterns to the outside cover.





Birth



They represent the birth of various plants. There is a folk story that shining young plant had a baby princess.








Lanterns expressing Japanese four seasons





The main plaza was filled with candle lights







After the project
finished we
enjoyed fireworks
till middle of night.







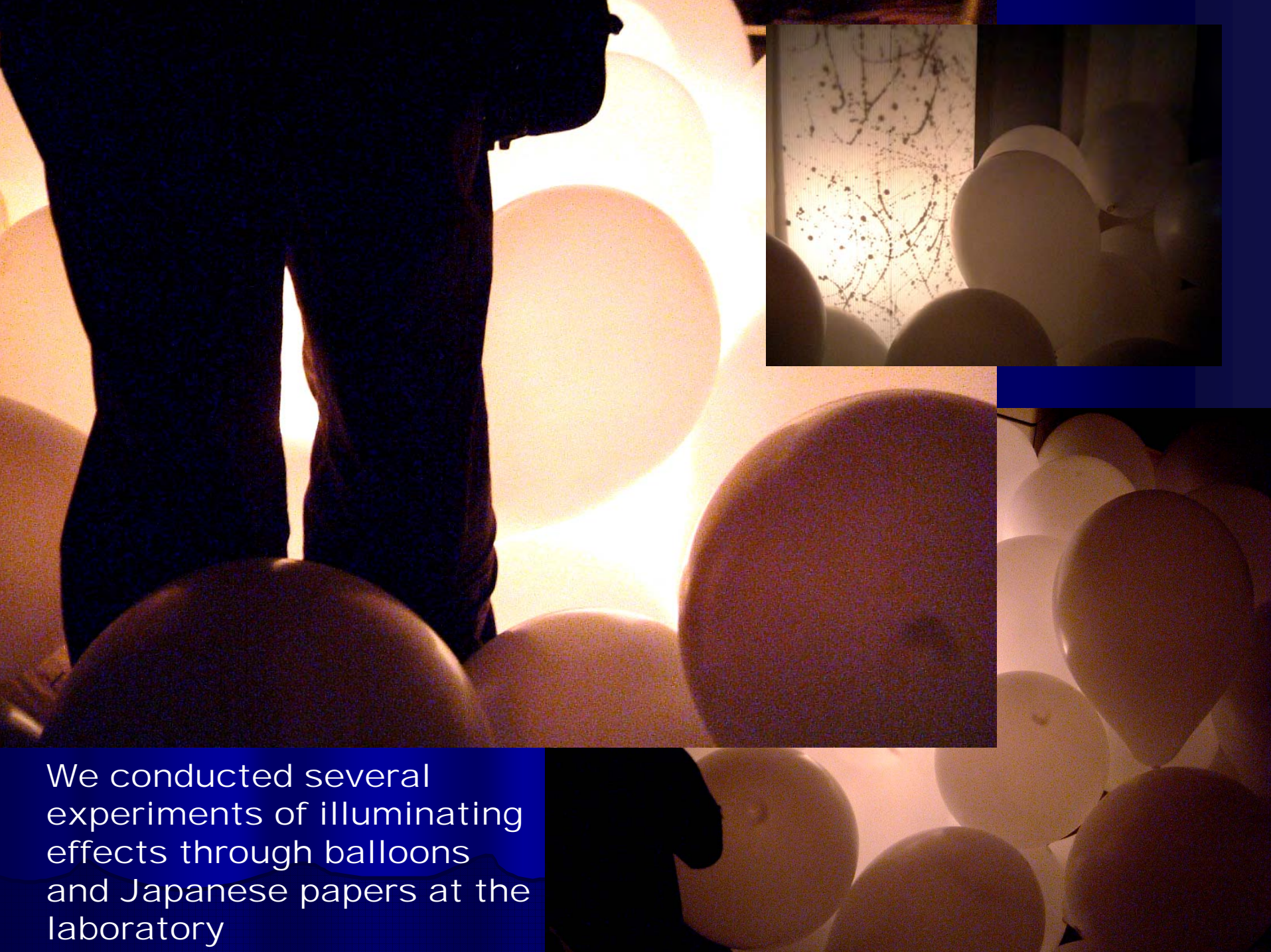


竹

HAPPY ROAD ILLUMINATION JULY 18-19, 2003

**We illuminated an open space in the shopping street close to
our university.**

**This project was combined with a summer festival of the
district.**



We conducted several experiments of illuminating effects through balloons and Japanese papers at the laboratory







1,000 balloons were used to
interactively entertain visitors.


Romping kids and shimmering diffuse
lights interacted energetically







On the second day of the exhibition, we created a lighting tower of balloons.











Project team



ANTI GRAFFITI WORKSHOPS

- TUNNEL'S PAINTING 1,2
- SHUTTER PAINTING



MAKING GRAFFITI

グラフィ

ジェットセットラジオフューチャーでも自分だけのオリジナルグラフィティを作るこ
ムズかしそうだが、意外とカンタン。トーキョーを自作のグラフィティで埋めつくそ

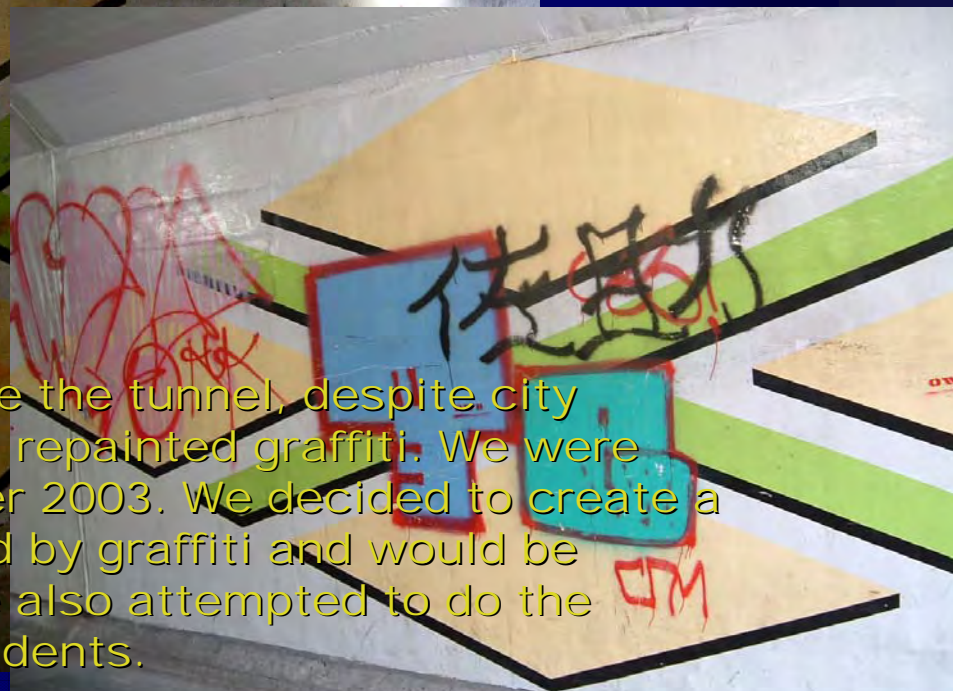
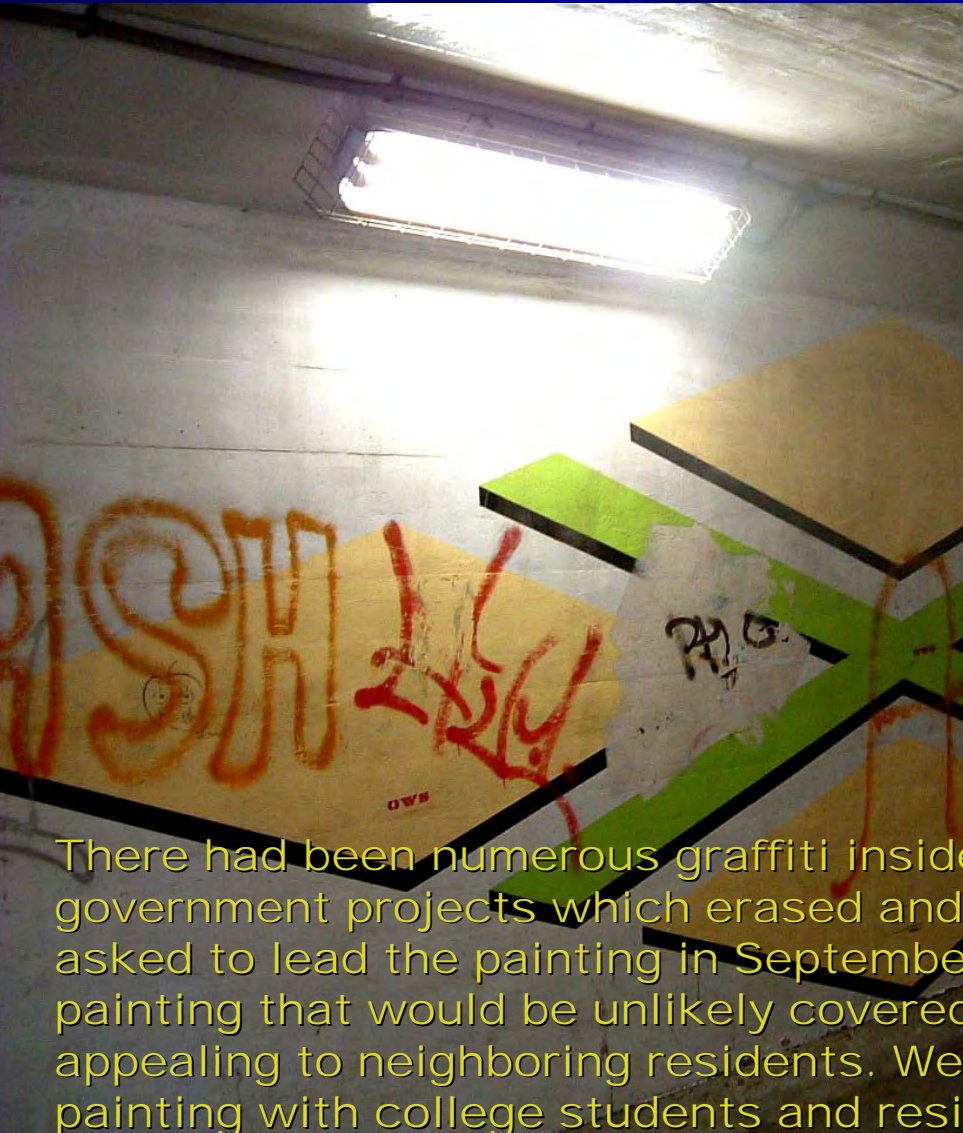
グラフィティを描く

オリジナルのグラフィティを作るには、ガレージで“グラフィティ”を選ぶ。そして“グラフィティを描く”を選択すれば、オリジナルグラフィティ制作の開始だ。手順は意外にカンタン。スプレーとスタンプ、消しゴムなどのツールを使って気軽に描ける。文字にはさまざまな特殊効果を施すことができるので、いろいろ試してみよう。セーブしたあとから修正することも可能なので、安心して挑戦できる。





Tunnel was covered by graffiti



There had been numerous graffiti inside the tunnel, despite city government projects which erased and repainted graffiti. We were asked to lead the painting in September 2003. We decided to create a painting that would be unlikely covered by graffiti and would be appealing to neighboring residents. We also attempted to do the painting with college students and residents.

Town council members and residents
erased all graffiti of inside the tunnel





大地の手が太陽に見守られて手を結んで貝塚がで
！」
イメージです。



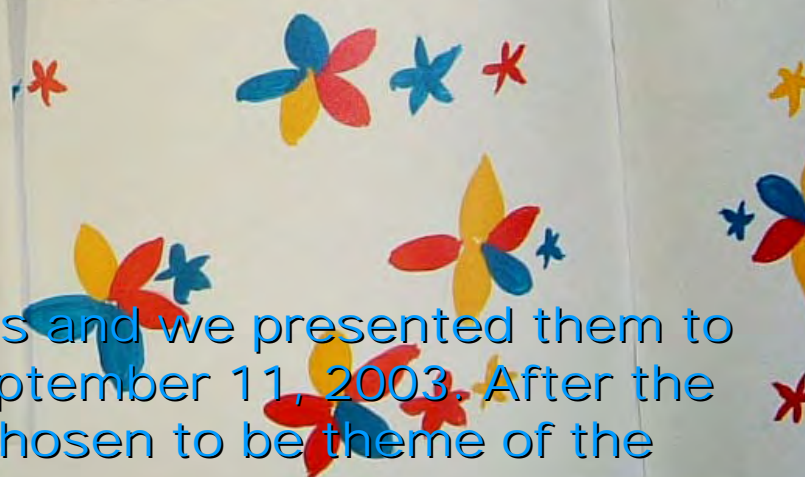
タタ八幡 壁面イメージプラン

代々木八幡の鳥居。昔は海だったという歴史等を色として取り入れる
写真や代々木八幡を訪れた経験からポイントとなる色を抽出
歴史を感じさせるような連続性を持ったパターン
作業しやすく、きれいに仕上げられるということ
移設が容易であり、また、ここから町全体に誕生させることができるようなデザイン
一色で広い面を覆わないことによって落書きをしにくく
目で見てきれいなこと。遠くからも目を引くこと

これらを考慮し、作



こやなぎ



Students made seven basic sketches and we presented them to the neighborhood association on September 11, 2003. After the discussion, 'Stream in Spring' was chosen to be theme of the painting. A famous school song 'Stream in Spring' was written in Yoyogihachiman, there used to be a clean stream. It now exists as a covered conduit.

The monument of 'Stream in Spring' song is settled near the Yoyogihachiman Station. Many residents have strong attachment to this song. We were going to bring their memories back.

『春の小川』歌碑

代々木五丁目65番

ここにはかつて清らかな小川が流れ、黄色のかわいらしい「こうほね」が咲いていたので、河骨川と呼ばれていました。春になると、岸边にはれんげやすみれが咲く、のどかな所でした。

明治四十二年（一九〇九）から代々木山谷（現代々木三丁目三号）に住んでいた国文学者の高野辰之氏は、このあたりの風景を愛して、しばしばこのほとりを散策したといわれています。そして、今も歌い続けられている『春の小川』を作詩して、大正元年（一九一三）に発表しました。この詩は、小学唱歌となり、現在に至るまで広く愛唱されて
現在、河骨川は暗渠とな
げはありませんが、この詩
様子を知ることができま
のことを永く後世に伝え
建設し、渋谷区に寄贈さ

















Various creatures are inside the stream. We painted them using only elementary colors because it was easy to repaint them if they were covered by graffiti.





91 feet long



END

2003★ジュン BLUE MOMENT コバヤシ lab.

<http://kobayashilab.net>